

MTL155 Series Baureihe MTL155 | Serie MTL155

Screw driven guided linear unit

Linearantrieb mit Rundspindel und integrierter Kugelumlaufführung

Unità a vite e guida a ricircolo di sfere

TECHNICAL DATA | TECHNISCHE DATEN | DATI TECNICI

Size - Baugröße - Taglia			155x60		
Max. speed* - Max. Geschwindigkeit* - Velocità max*	m/s		1,25*		
Max. stroke length - Max. Hub - Corsa max	mm	1000	1250	1500	
Min. stroke length - Min. Hub - Corsa min	mm	100	100	100	
Pitch - Spindelsteigung - Passo vite	mm	5	10	16	
Screw diameter - Spindeldurchmesser - Diametro vite	mm	16			
Base weight - Gewicht bei 0mm Hub - Peso corsa 0 mm	Kg	5,9			
Add for 100 mm of stroke - Gewicht bei 100mm Hub - Peso corsa 100 mm	Kg	1,15			
Max. load** - Max. Belastung ** - Carico max**	Fx	N	7851	7023	7400
	Fy	N	4200		
	Fz	N	4200		
Moments* - Max. Belastungsmoment* - Momenti max*	Mx	Nm	280		
	My	Nm	450		
	Mz	Nm	400		
Inertia moment Aluminum profile - Flächenträgheitsmoment - Momento d'inerzia profilo	Ix	cm ⁴	563,6		
Inertia moment Aluminum profile - Flächenträgheitsmoment - Momento d'inerzia profilo	Iy	cm ⁴	600,5		
Repeatability - Wiederholgenauigkeit - Ripetibilità	mm	± 0,02			
Screw class - klasse Kugelgewinde - Classe vite**		T7			
No load torque - Leerlaufmoment - Coppia resistente	Nm	0,3	0,2	0,15	

* It depends from stroke and the spindle pitch

* In Abhängigkeit von Hub und Spindelsteigung

* Valore indicativo, dipende dalla corsa e dal passo vite

** Max values for dynamic conditions. Please refer to the following formula when combined loads are applied.

** Für die Ermittlung der maximalen dynamischen Tragzahlen bei kombinierten Kraftangriffspunkten, nutzen Sie bitte die nebenstehende Berechnungsformel.

** Valori massimi in condizioni dinamiche. In presenza di carichi combinati riferirsi alla formula per la verifica dei carichi massimi da applicare.

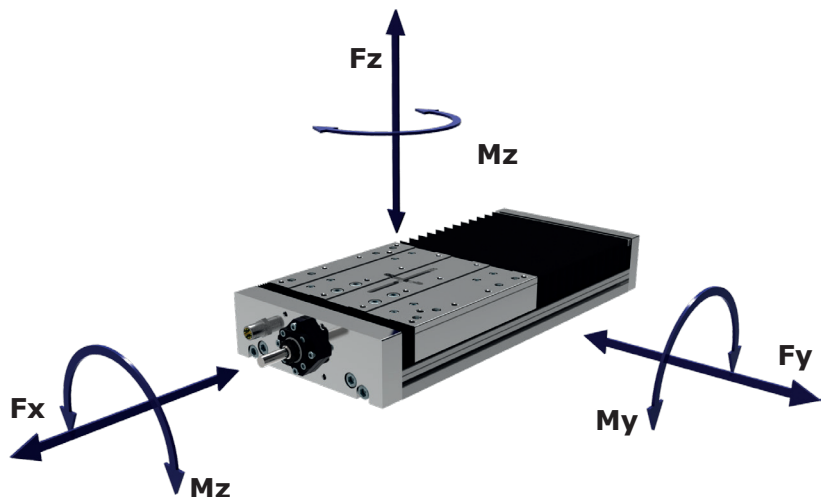
$$\frac{F_{yA}}{F_y} + \frac{F_{zA}}{F_z} + \frac{M_{xA}}{M_x} + \frac{M_{yA}}{M_y} + \frac{M_{zA}}{M_z} \leq 1$$

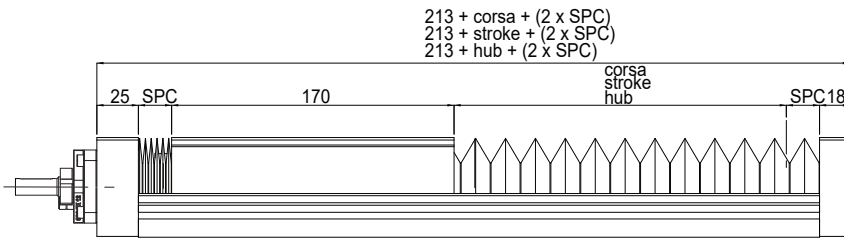
The A letters show the calculated value.
Der A Parameter entspricht dem errechneten Wert.
La lettera A indica i valori complessivi calcolati

*** Different types of screws are available, rolled or ground with different tolerances and trapezoidal screws.

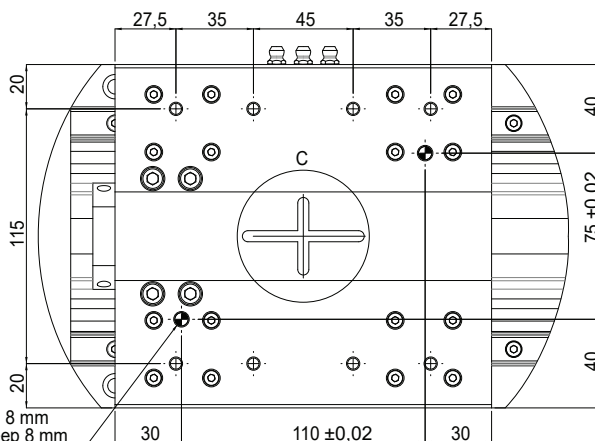
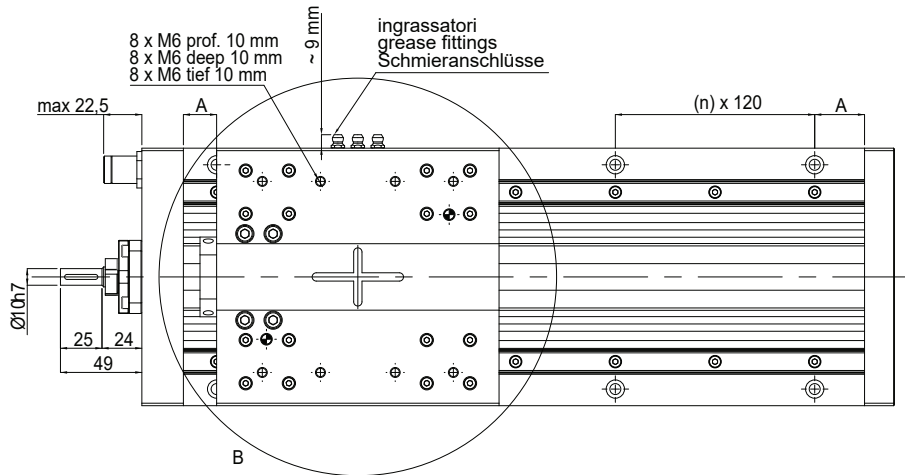
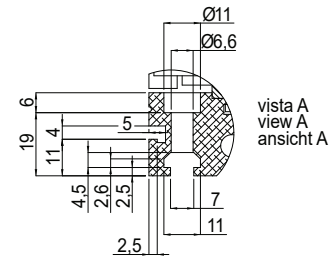
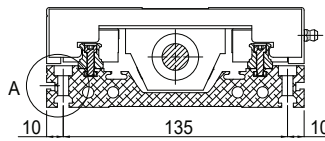
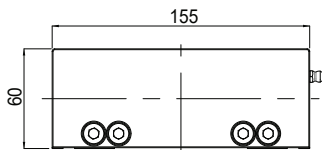
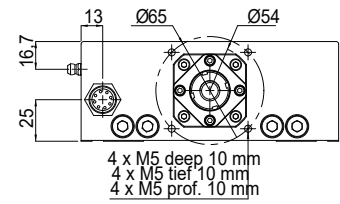
*** Verschiedene Spindelvarianten sind verfügbar. Kugelrollspindeln geschliffen in verschiedenen Genauigkeitsklassen sowie Trapezspindeln.

*** Tipologie di viti disponibili: rullate, rettificate con diversi classi di precisione e trapezoidali.

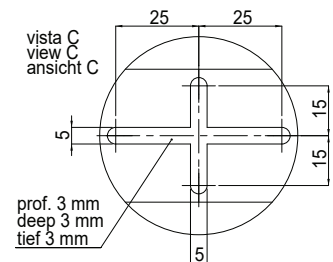


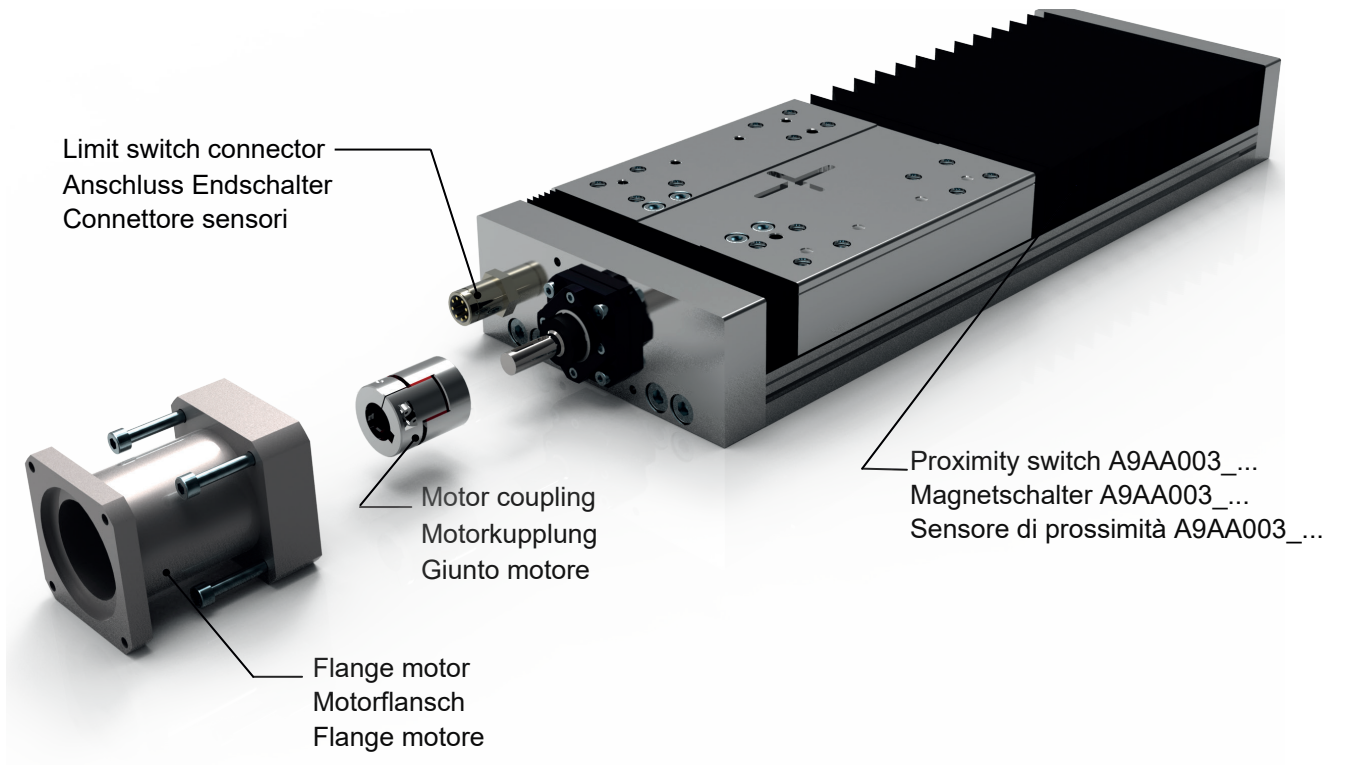


Please contact the technical department for the A and SPC dimensions
 Bitte wenden Sie sich an unsere technische Abteilung
 Per le quote A e SPC contattare il nostro ufficio tecnico



vista B
 view B
 ansicht B





ORDERING INFORMATION | Bestallangaben Baureihe | Codici per l'ordinazione

¹Proximity switch A9AA003_... | ¹Magnetschalter A9AA003_... | ¹Sensore di prossimità A9AA003_...

Part nr. Ident nr. Cod.	Cable Kabel Cavo	Output Ausgangsfunktion Uscita
A9AA003_01	with 2 mt cable mit 2 mt kabel con cavo 2 mt	PNP
A9AA003_02	with 2 mt cable mit 2 mt kabel con cavo 2 mt	NPN
A9AA003_03	200 mm with M8 plug in mit 200 mm kabel und M8 stecker 200 mm conn. M8	PNP
A9AA003_04	200 mm with M8 plug in mit 200 mm kabel und M8 stecker 200 mm conn. M8	NPN
A9AA003_NC	with 2 mt cable mit 2 mt kabel con cavo 2 mt	NC

MTL 155-0500-16 05-A 1

- Series MTL** | Serie MTL | Serie MTL
- Size 155x85** | Baugröße 155x85 | Grandezza 155x85
- Stroke mm** | Hub mm | Corsa mm
- Screw diam.** | Durchmesser Spindel | Dim. Vite Ø16 mm
- Screw pitch** | Spindelsteigung | Passo vite
05 = 5 mm
10 = 10 mm
16 = 16 mm
- Shaft** | Versionen Antriebswelle | Versione Albero
0: Without limit swicht | Ohne Magnetschalter | Senza sensori
1: With limit swicht | Mit Magnetschalter | Con sensori
- Bellows** | Balg | Soffiretti
A: With Bellows | Mit Balg | Con soffietti
0: Without bellows | Ohne Balg | Senza soffietti